



DDH Global Fixed Interest Alpha Fund

Performance Report for the Quarter Ended 30 September 2009

Investment objective

The DDH Global Fixed Interest Alpha Fund invests in the QIC Global Fixed Interest Alpha Fund which invests in a combination of interest rate and credit derivative strategies targeting higher returns for fixed interest investors.

Commentary and outlook

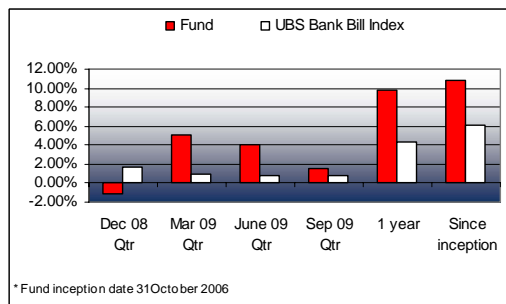
The performance of the DDH Global Fixed Interest Alpha Fund is set out below. Refer to the attached performance report from QIC. Please note that the performance figures quoted in QIC reports relate to the underlying QIC wholesale funds.

Performance

	3 months %	6 months %	1 year %	2 year % p.a.	Since Inception % p.a.	QIC Fund Since Inception % p.a.
Total return	1.58	5.63	9.83	10.73	10.80	13.11
Growth return	-0.60	-5.94	-6.40	-4.15	-3.02	
Distribution return	2.18	11.57	16.23	14.88	13.82	
Benchmark	0.80	1.59	4.31	5.97	6.16	6.06

Performance notes:

1. DDH Global Fixed Interest Alpha Fund inception date - 31 October 2006.
2. QIC Global Fixed Interest Alpha Fund inception date - 1 July 2005.
3. DDH fund returns are calculated after fees (including performance fees) have been deducted and assuming reinvestment of distributions. No allowance is made for tax.
4. QIC fund returns are before investment management fees.
5. Fund benchmark - UBS Bank Bill Index. The UBS Bank Bill Index serves as a hurdle rate for the calculation of performance based fees. The leveraged nature of the product implies that the underlying investments will bear little resemblance to this benchmark.



Unit Price as at 30 September 2009

Entry price (ex distribution) \$0.9143
Exit price (ex distribution) \$0.9143

Income distribution

The distribution for the quarter ended 30 September 2009 is 2.00 cents per unit. Details of the final tax components of the distribution will be advised to unitholders after 30 September 2009.

Asset allocation

	As at 30-09-09 (%)
International fixed interest	100

This document provides general advice only and is not financial product advice. It does not take into account your individual objectives, financial situation or needs. A Product Disclosure Statement (PDS) for the DDH Investment Funds is available at ddhgraham.com.au or by contacting DDH Graham Limited (AFSL 226319) on 1800 226 174 or from your financial advisor. You should read the relevant PDS and assess whether the information in it is appropriate for you, and consider talking to a financial advisor before making an investment decision. Information used in this publication has been prepared in good faith by DDH Graham Limited. However neither DDH Graham Limited or QIC warrant the accuracy of the information, and to the extent permitted by law, disclaim responsibility for any loss or damage of any nature whatsoever which may be suffered by any person directly or indirectly through relying upon it, whether that loss or damage is caused by any fault or negligence of either DDH Graham Limited or QIC or otherwise. Past performance is not indicative of future performance.

QIC Global Fixed Interest Alpha Fund

Fund details at 30 September 2009



Profile

Description	The Fund is a combination of global interest rate and credit derivative strategies actively managed to lift returns and minimise risk. The Fund allows investors to scale their access to fixed interest alpha.
Objective	To obtain returns of the benchmark plus at least 5% per annum, after costs and professional manager fees, on a medium term basis.
Inception	July 2005
Size	AUD \$162.8 million

Performance

Gross period returns (%)

Period	Fund	Benchmark
1 month	2.66	0.28
3 months	2.39	0.80
Financial year to date	2.39	0.80
1 year	13.18	4.31
3 years	13.08	6.15
Since inception	13.11	6.06

Market Overview

While global economic sentiment continued to improve through the September quarter, this to some degree is merely an improvement from very dire expectations. Recent economic data has also reinforced that the various fiscal measures aimed at boosting consumption and housing in a number of economies has had the desired effect.

The US economy is showing that it is slowly returning to positive growth, following the deepest recession since the Great Depression. Consumer confidence has begun to improve, evidence of house price stabilisation is beginning to emerge and the residential construction sector is recovering from all-time low levels. Although the unemployment rate continues to rise and is likely to reach 10% in coming months, there is a clear slowing in the pace of job losses. That said, policy makers still recognise the vulnerability of the US economy at present and remain committed to extreme policy stimulus to ensure that the recovery takes hold.

Global inflation rates plummeted during the quarter, with the headline US inflation rate reaching an all-time low of -1.9% (year-on-year) in July. Core inflation rates continue to move gradually lower, which is consistent with the downturn in the labour market and pullback in wages growth.

With policy makers globally recognising the need to maintain extraordinarily stimulatory policy settings for some time, conditions are providing a rare 'sweet spot' for all asset classes. Global credit spreads narrowed, and most are now back to levels that existed prior to the collapse of Lehman Brothers. Globally, bond yields fell across the curve during the quarter, ten year yields in the US fell 0.23% to 3.30% and fell 0.09% to 3.59% in the UK. The rally in short-dated UK bonds was particularly aggressive, with the two year yield falling 0.45% during the quarter to 0.89%, near its all-time lows.

Global credit markets produced another very strong quarter of performance. In the US, investment grade indices posted their second best quarter of performance ever, outpacing duration-neutral Treasuries by 5.61%. High yield also posted its second strongest ever quarter, returning 14.22%. This continued rally in credit markets has been driven by improving liquidity and a refocus on fundamentals. Through the quarter investors recognised that credit offered strong expected risk adjusted returns against a backdrop of an improving global economy. Cash was subsequently allocated to credit from equity and money market funds, with retail investors being attracted to the high yield market. The improvement in credit markets resulted in the primary market becoming very active with a range of issuers completing new deals over the quarter.

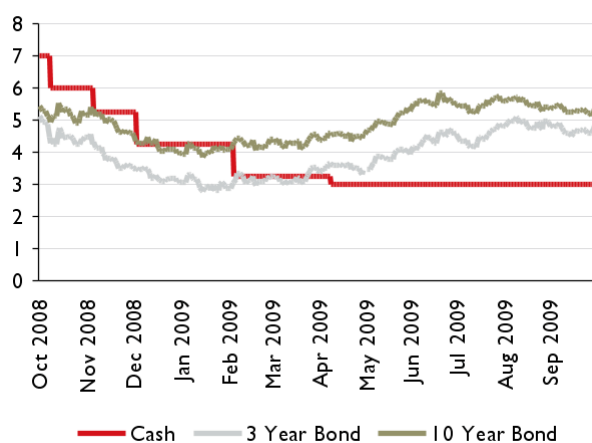
Dataflow in Australia surprised to the upside during the quarter. In particular, there was clear evidence that the government's fiscal package had a particularly significant impact on consumer spending and sentiment more broadly in recent months. In addition, more signs of strength in the residential sector emerged with house prices showing upward momentum, particularly in the first home buyer segment of the market. Businesses also became more upbeat about the economic outlook. Although remaining subdued, investment and hiring intentions have improved. The improved domestic dataflow, alongside signs of 'green shoots' globally, meant the Reserve Bank of Australia (RBA) has concluded that

the current 'emergency' level of cash rates at 3% is no longer appropriate.

In stark contrast to offshore developments, Australian bond markets sold off sharply during the quarter as the RBA moved first to a neutral bias and then to a tightening bias. The two year yield jumped 0.40% during the quarter to 4.38% and has risen almost 2.0% from its lows of around 2.5% earlier this year.

Following the lead from offshore markets, the Australian credit market performed strongly, however, primary issuance in Australia remains more subdued than offshore. Australian issuers instead took the opportunity to issue longer dated securities into offshore markets rather than issue domestically. The Australian banks have been the most active in issuing new debt.

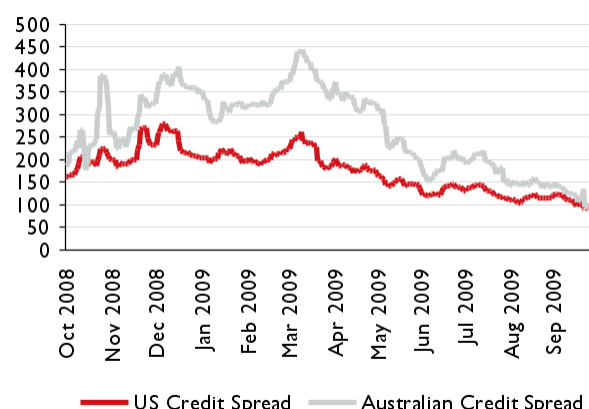
Australian Cash, 3 Year and 10 Year Bond Yields (%)



US Cash, 2 Year and 10 Year Bond Yields (%)



Investment Grade Credit Spreads (Derivative Indices) (basis points)



Performance Drivers

The Fund delivered a gross return of 2.39% during the quarter.

The Fund's overweight credit strategies, particularly financials and defensive infrastructure loans were significant outperformers.

The Fund was positioned in expectation that interest rates will be lower for longer. However, the better than expected global economic data and change in RBA rhetoric removing further rate cuts meant that interest rate positioning detracted from the quarters active return.

The key drivers of active performance (versus the benchmark) for the Fund were:

Macro Interest Rates and Credit

Positive Contribution

- Long Australian duration positions
- Long US duration positions
- Australian yield curve flattener

Negative Contribution

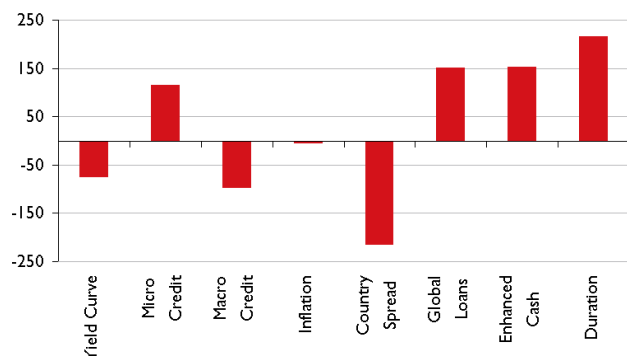
- Australian versus US country spread in expectation that the differential between Australian and US bond yields will increase.
- UK versus EUR country spreads
- Australian versus New Zealand country spread in expectation that the differential between Australian and New Zealand bond yields will increase.
- UK sterling flattener and duration positions
- Short European investment grade credit
- Australian and UK yield curve flattener

Micro Credit

Positive Contribution

- Long selected US and Australian financials
- Overweight defensive high yield loans
- Long selected high yield loans versus short high yield bonds
- Outright long and long/short single name derivative positions

Absolute performance attribution by strategy for the quarter (basis points)



Outlook

The Global Fixed Interest (GFI) team expects that the worst of the global economic downturn is now behind us. The trajectory of the recovery is likely to remain modest by historical standards, and the medium term outlook will be hampered by various headwinds. However, while another 'event' in financial markets can't be ruled out there are growing reasons to believe that a double-dip in the real economy is unlikely without early policy withdrawal.

It is clear that global growth will recover impressively during the second half of 2009, boosted in part by a large swing in the global inventory cycle and significant fiscal measures designed to increase household spending. By their nature, the contributions to growth from these components will prove fleeting, and growth is likely to step back in the first half of 2010. But there are signs of improvement in underlying final demand beginning to emerge that mean the major economies can continue on a modest recovery path. Firstly, the amount of monetary and fiscal stimulus currently existing is unprecedented in modern times. The impact of such stimulus should not be underestimated. Secondly, while deleveraging in the banking system is likely to continue, restricting the access of credit to the broader economy, many of the earlier excesses in household balance sheets and within the US housing market are well through their adjustments.

In the US, household savings rates have risen, while improving consumer confidence is pointing to a recovery in consumer spending in coming quarters. Household

income remains weak, but with the labour markets likely to begin to recover in early 2010, a recovery in household spending is expected. US house prices appear to have stabilised in recent months, after falling sharply over the past two years. The significant pool of foreclosed homes on banks' balance sheets will ensure a cap on house price rises, but homebuilders are becoming more confident and housing starts have risen impressively off exceptionally low levels. Corporate activity appears to be improving also, with profits recovering, boosted by aggressive cost-cutting. Business investment appears to be rising modestly following the sharpest downturn in fifty years. With capacity utilisation around historically low levels, there is little need to aggressively expand, but with existing capital stock having been depleted through the downturn, growth can occur in coming quarters from replacement capital expenditure.

The economic downturn in Australia has so far been less severe than we had expected. The aggressive monetary and fiscal stimulus has clearly had the desired effect of boosting spending and confidence among Australian businesses and consumers. Moreover, strong demand from China has kept export volumes robust at a time when demand from the rest of the world collapsed. Australia is experiencing a significant terms of trade shock due to sharp falls in commodity prices, and this will weigh on the economy through weaker profits and incomes. However the stronger than expected recent dataflow, particularly the improved outlook for business investment, has resulted in an upgrade to GFI's gross domestic product (GDP) and consumer price index (CPI) forecasts for Australia, particularly for 2010. While the second half of 2009 is likely to show some weaker momentum for investment and consumer spending, partly the result of fiscal fade, the sharp improvement in business confidence suggests that the economy is set to strengthen in 2010.

It is becoming clear that the current 'emergency' level of the cash rate at 3% is no longer appropriate, given the economy's better than expected performance and improved outlook. We expect the RBA to raise cash rates by 50bpts before year end and up to 4% by mid 2010. The back up in Australian yields has been particularly aggressive, and GFI is positioned for markets to reassess of how quickly the RBA will be able to move rates to neutral and beyond during 2010.

The 2009 calendar year to date has already seen record net issuance in corporate bonds, across both investment grade and high yield. While the pace of issuance is likely to slow in the fourth quarter, it is clear that an unprecedented amount of credit risk will have been

absorbed by the market. Life insurers, private pensions, and retail are the main sources of demand for credit. While we consider the former two likely to continue adding risk, retail flows tend to be more fickle. Nonetheless, the combination of a slowdown in supply and continued demand is expected to support credit spreads.

The general improvement in the global economy and the ability of businesses to refinance and issue new debt has led to a rapid improvement in the default outlook for 2010. GFI's outlook has now been revised to expect a single digit default rate in 2010. Some market commentators are currently lowering their expectations to below 5%. Company specific issues are expected to become more important over the remainder of the year as investors take more time to consider which companies are expected to outperform.

Portfolio Positioning

Stress test

Event	Period	%NAV
Asian Crisis/Russian Deval	(28/07/98-29/09/98)	-1.92
Long Term Capital Management	(2/10/98-9/10/98)	-0.38
September 11	(10/09/01-28/09/01)	-0.49

Risk limits

Sector (%NAV)	Limit	Current
Emerging Markets	+/- 125.00	0.00
High Yield	+/- 250.00	5.63
Emerging Markets + High Yield	+/- 250.00	5.63
Inflation-Linked	+/- 50.00	0.00
Value at Risk (%NAV)		
	Limit	Current
Daily	< 3.00	0.33
Duration		
	Limit	Current
Years	< 7	0.73
Leverage (times NAV)		
	Limit	Current
Gross	< 15	2.02
Net	< 3	0.25
Std Deviation of Returns (%)		
	Limit	Current
Financial year to date	< 20.00	6.16

Notes:

- Returns greater than one year are annualised.
- Past performance is not a reliable indicator of future performance.
- The UBS bank Bill Index serves as a hurdle rate for the calculation of performance based fees. The leveraged nature of this product implies that the underlying investments will bear little resemblance to this benchmark.

QIC Limited ACN 130 539123 ("QIC") is a wholesale funds manager and its products and services are not directly available to retail investors. QIC is a company government owned corporation constituted under the Queensland Investment Corporation Act 1991 (Qld). QIC is regulated by State Government legislation pertaining to government owned corporations in addition to the Corporations Act 2001 ("Corporations Act"). QIC does not hold an Australian financial services ("AFS") licence and certain provisions (including the financial product disclosure provisions) of the Corporations Act do not apply to QIC. Please note however that some wholly owned subsidiaries of QIC have been issued with an AFS licence and are required to comply with the Corporations Act. QIC, its subsidiaries, associated entities, their directors, employees and representatives ("the QIC Parties") do not warrant the accuracy or completeness of the information contained in this document ("the Information"). To the extent permitted by law, the QIC Parties disclaim all responsibility and liability for any loss or damage of any nature whatsoever which may be suffered by any person directly or indirectly through relying on the Information, whether that loss or damage is caused by any fault or negligence of the QIC Parties or otherwise. The Information is not intended to constitute advice and persons should seek professional advice before relying on the Information. The QIC Parties are the owners of the intellectual property rights in the Information. Access to and use of the Information is limited to personal or non-commercial use unless you hold prior written approval.