



DDH Preferred Income Fund

Income Producing Investment Designed to Provide Returns Consistently Above Cash

QUARTERLY REPORT

June 2010 (1 April 2010 to 30 June 2010)

Investment Objective

The DDH Preferred Income Fund aims to provide returns to Unitholders in excess of cash and traditional debt securities over the medium to long term through investment in hybrid securities, structured credit and high yielding debt. The return is a combination of income distribution and positive growth.

The Fund is best suited to investors who seek a medium risk investment over a 3 to 5 year period.

DDH Preferred Income Fund Performance to 30 June 2010 (Cash Return)

	Compound Annual Return					
	Jun Quarter	1 Year ¹	2 Years	3 Years	5 Years	Since Inception ²
Income/distribution	1.07%	4.72%	6.09%	6.01%	5.90%	5.80%
Growth	-0.75%	5.89%	-2.22%	-7.28%	-3.82%	-3.04%
Total return³	0.32%	10.61%	3.87%	-1.27%	2.08%	2.76%
UBS Bank Bill Index	1.12%	3.89%	4.68%	5.56%	5.77%	5.76%

Performance Notes:

- Rolling 1 year since 30 June 2009.
- Fund inception date - 25 October 2004. This is a per annum figure. Past performance is not a reliable indicator of future performance.
- Total returns shown are calculated using exit prices, after all fees have been deducted with distributions reinvested and no allowance made for tax.

DDH Preferred Income Fund Performance to 30 June 2010 (Includes the value of franking credits)

	Compound Annual Return					
	Jun Quarter	1 Year ¹	2 Years	3 Years	5 Years	Since Inception ²
Income/distribution	1.27%	5.73%	7.11%	6.96%	6.67%	6.52%
Growth	-0.75%	5.89%	-2.22%	-7.28%	-3.82%	-3.04%
Total return³	0.52%	11.62%	4.89%	-0.32%	2.85%	3.48%
UBS Bank Bill Index	1.12%	3.89%	4.68%	5.56%	5.77%	5.76%

Performance Notes:

- Rolling 1 year since 30 June 2009.
- Fund inception date - 25 October 2004. This is a per annum figure. Past performance is not a reliable indicator of future performance.
- Total returns shown are calculated using exit prices, after all fees have been deducted with distributions reinvested and no allowance made for tax.

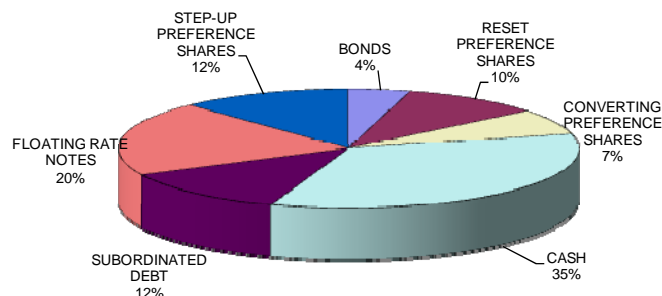
Fund Distribution at 30 June 2010

Unit Redemption Price (cum distribution)	\$ 0.8453
Cents per unit (not including franking)	0.90
Unit Redemption Price (ex distribution)	\$ 0.8363

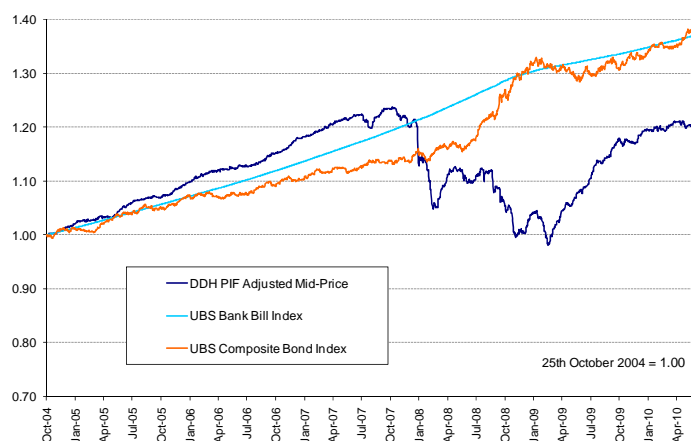
Fund Detail at 30 June 2010

Portfolio Characteristics	
Cash and Cash Enhanced Holdings	42.4%
Cash Holdings	34.4%
% Invested	65.6%
Number of Investments	16
Interest Rate Duration	0.2

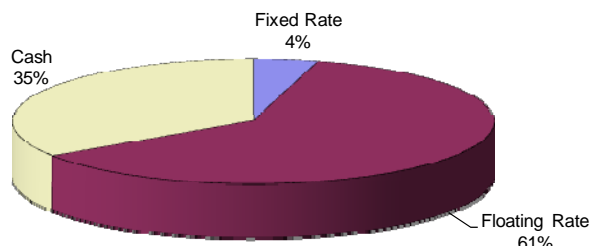
Investment Category



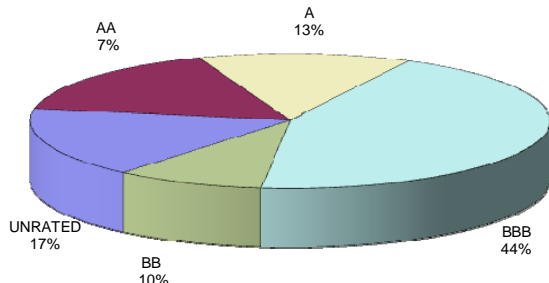
DDH Preferred Income Fund Adjusted Mid Price Chart (Cumulative Returns adjusted for Franking)



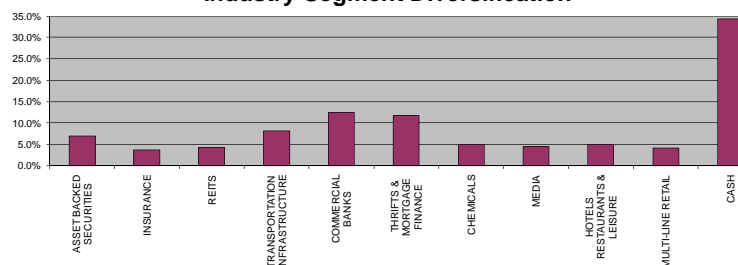
Asset Allocation



Credit Rating Diversification (Rating Category)



Industry Segment Diversification



Key Features of the Fund

Manager:	DDH Graham Limited (ABN 28 010 639 219)
Suggested investment timeframe:	3 to 5 years +
Minimum initial investment:	\$5,000
Minimum additional investment:	\$1,000
Minimum withdrawal:	\$1,000
Minimum balance:	\$5,000
Income distribution:	Quarterly
Management Fee:	1.25% of the value of the assets of the Fund
Entry Fee:	Up to 1% of Application Monies
Exit Fee:	Nil
Estimated management expense ratio (MER):	1.34%
Transaction Costs on entry:	+0.15% included in Application Price calculation
Transaction Costs on exit:	-0.15% included in Withdrawal Price calculation
Unit pricing:	Unit prices are calculated each Business Day
Reinvestment of distributions:	Yes

DISCLAIMER

This information is general advice. In preparing this material DDH Graham Limited (AFSL 226319) did not take into account your objectives, financial situation or needs. You should consider the appropriateness of any advice before acting on it. You should consider the relevant Product Disclosure Statement terms and conditions, Financial Service Guide, customer information brochure and Guide to Fees and Charges for the product before making any decisions about whether to make an investment in one of the offered products.

Before making an investment decision on the basis of any documents the investor needs to consider whether the advice is appropriate in light of the particular investment needs, objectives and financial circumstances. Recommendations or opinions expressed may change without notice. Do not act without first consulting your investment adviser to determine whether the investment is appropriate for your investment objectives, financial situation and particular needs.

Any prices or quotations contained herein are indicative only and do not constitute an offer to buy or sell any securities at any given price. No representation or warranty, express or implied, is provided in relation to the accuracy, completeness, reliability or appropriateness of the information, methodology and any derived price contained within this material. Past performance is not necessarily indicative of future results. Neither DDH Graham Limited or its directors, employees or agents accept any liability for any loss or damage arising out of the use of all or any part of these materials. Email transmission cannot be guaranteed to be secure or error-free as information. As a result we do not accept any liability for any error or omission in the email or for any resulting loss or damage suffered because of an email transmission. For additional information please contact our office.